



# HOOSIERS BY THE NUMBERS

Your premier source for labor market information for Indiana.



## INDUSTRY SECTOR SNAPSHOT

### Economic Growth Region 1

Quarter 3 2024

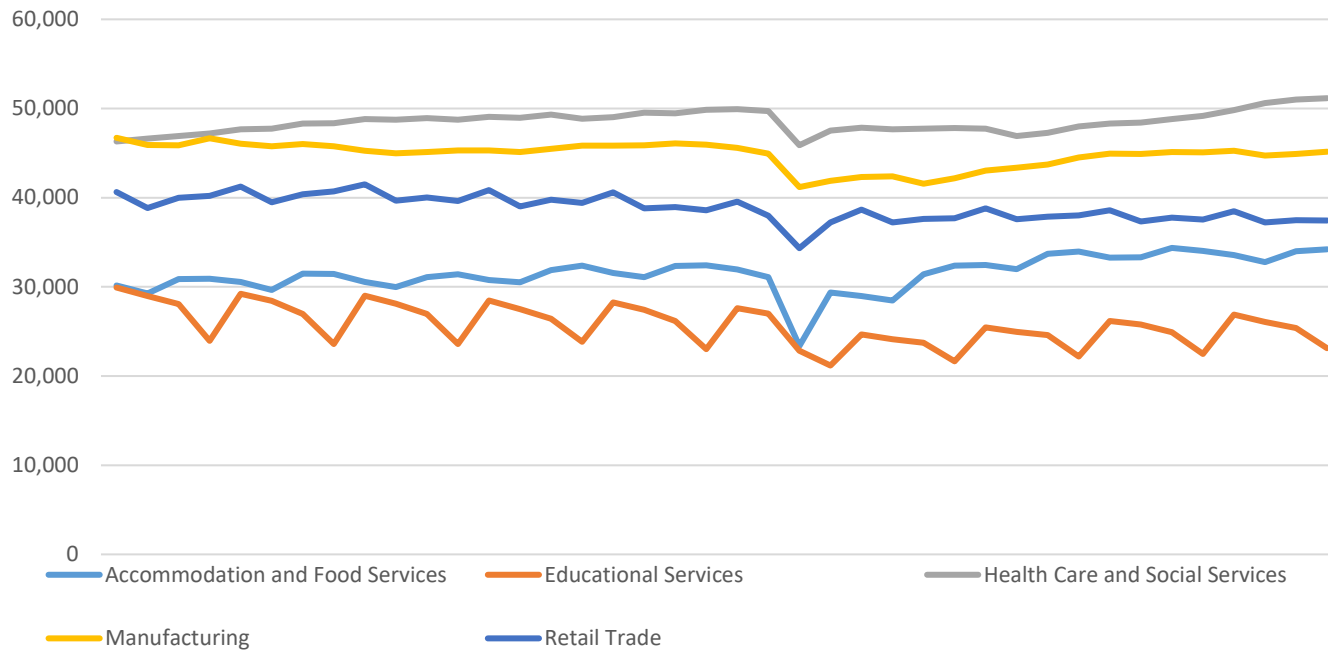
Jasper, Lake, LaPorte, Newton, Porter, Pulaski, and Starke Counties

Industry	Jobs	Previous Year	Establishments	Previous Year	Average Weekly Wage	Previous Year
<b>Total</b>	<b>320,491</b>	<b>↑ 0.71%</b>	<b>18,370</b>	<b>↑ 0.91%</b>	<b>\$1,109</b>	<b>↑ 4.33%</b>
Accommodation and Food Services	34,198	↑ 0.50%	1,719	↑ 1.48%	\$444	↑ 3.50%
Admin. & Support & Waste Mgt. & Rem. Services	14,275	↓ -7.50%	972	↓ -1.22%	\$952	↑ 11.87%
Agriculture, Forestry, Fishing and Hunting*	2,543	↓ -5.57%	188	↓ -2.59%	\$1,064	↑ 9.35%
Arts, Entertainment, and Recreation*	5,474	↓ -1.14%	235	↑ 7.80%	\$609	↑ 2.70%
Construction	20,624	↑ 1.42%	1,644	↓ -2.03%	\$1,555	↑ 2.64%
Educational Services*	23,139	↑ 2.95%	425	↑ 2.41%	\$939	↑ 3.19%
Finance and Insurance	7,309	↑ 2.20%	1,093	↑ 2.34%	\$1,407	↑ 6.35%
Health Care and Social Services	51,156	↑ 4.04%	1,962	↑ 2.72%	\$1,168	↑ 2.10%
Information	2,717	↓ -1.77%	222	↑ 6.22%	\$1,018	↑ 9.46%
Management of Companies and Enterprises*	2,858	↓ -0.28%	104	↑ 0.97%	\$1,751	↑ 3.18%
Manufacturing	45,165	↑ 0.21%	812	↓ -1.69%	\$1,690	↑ 4.45%
Mining*	D	D	14	↓ -6.67%	D	D
Other Services (Except Public Administration)	12,578	↑ 0.12%	1,545	↓ -0.58%	\$807	↑ 5.91%
Professional, Scientific, and Technical Services	12,204	↓ -0.19%	2,016	↑ 5.33%	\$1,329	↑ 7.00%
Public Administration	14,986	↑ 0.95%	183	↓ -2.66%	\$1,032	↑ 5.09%
Real Estate and Rental and Leasing*	3,049	↓ -6.76%	672	↓ -0.74%	\$1,068	↑ 12.78%
Retail Trade	37,430	↓ -0.30%	2,390	↓ -0.54%	\$678	↑ 1.80%
Transportation & Warehousing	15,831	↑ 2.66%	933	↓ -2.00%	\$1,182	↑ 1.55%
Utilities*	996	↑ 53.00%	85	↓ -3.41%	\$2,296	↑ 9.28%
Wholesale Trade	11,640	↑ 3.74%	1,156	↑ 3.68%	\$1,414	↑ 2.61%

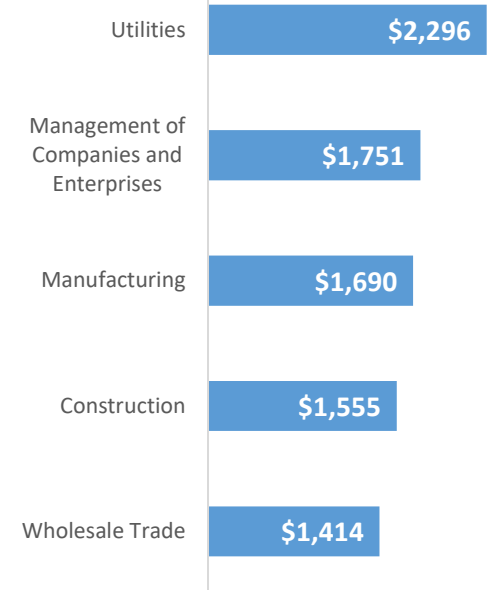
\* These industries exclude county data (jobs and wages) that are not available due to non-disclosure requirements.

D = This item is not available due to non-disclosure requirements.  
Indiana Department of Workforce Development

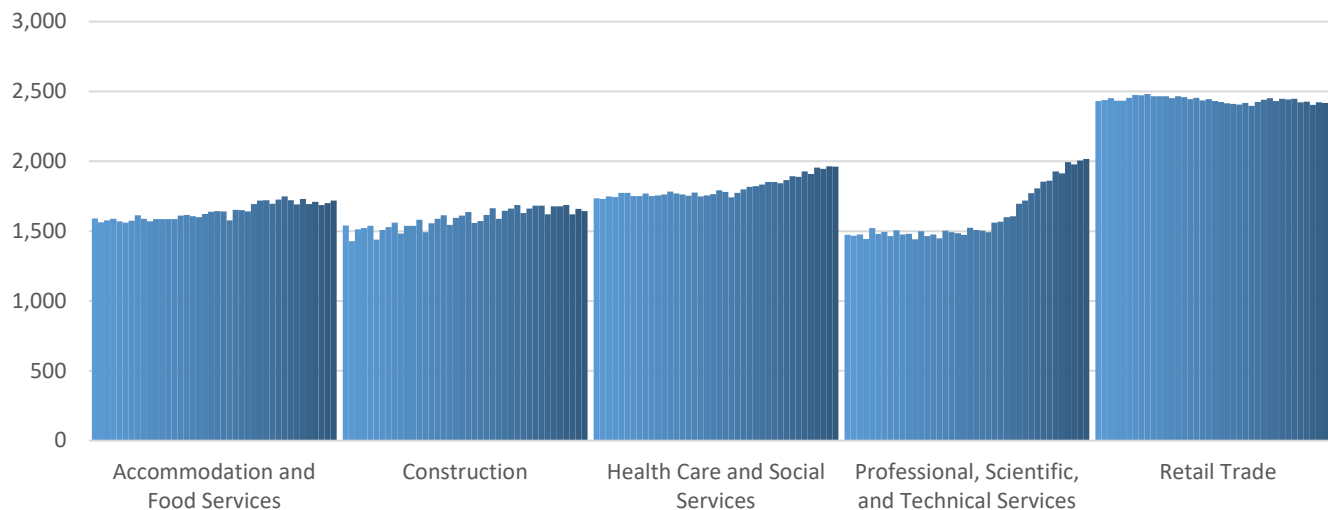
Top 5 Largest Industries by Jobs (past 10 years)



Top 5 Paying Industries by Average Weekly Wage



Top 5 Largest Industries by Establishments (past 10 years)



Source:

*Quarterly Census of Employment and Wages,  
Indiana Dept. of Workforce Development*

For more information, contact:

**Kathy Jaworski**

Regional Workforce Analyst

(219) 841-6347

[kjaworski@dwd.in.gov](mailto:kjaworski@dwd.in.gov)

