

## INDUSTRY SECTOR SNAPSHOT

### Economic Growth Region 10

Quarter 3 2024

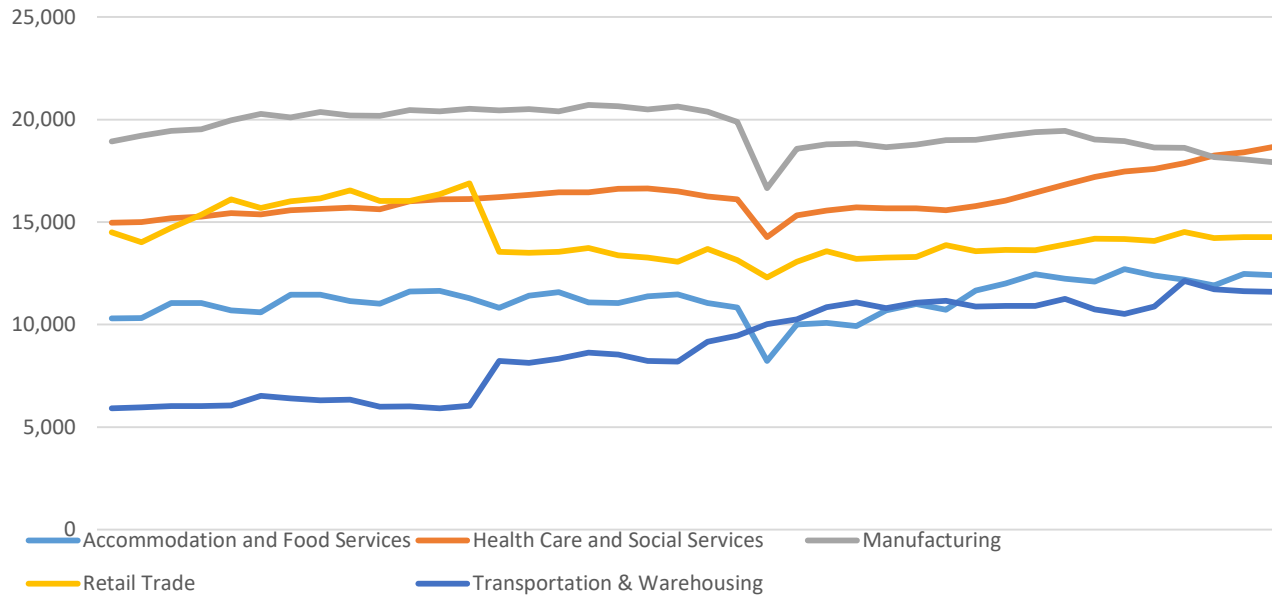
Clark, Crawford, Floyd, Harrison, Scott, and Washington Counties

Industry	Jobs	Previous Year	Establishments	Previous Year	Average Weekly Wage	Previous Year
<b>Total</b>	<b>117,332</b>	<b>↑ 1.59%</b>	<b>6,395</b>	<b>↑ 2.29%</b>	<b>\$1,090</b>	<b>↑ 14.50%</b>
Accommodation and Food Services	12,417	↑ 0.09%	551	↑ 0.92%	\$459	↑ 1.32%
Admin. & Support & Waste Mgt. & Rem. Services	4,512	↓ -6.31%	356	↑ 3.49%	\$858	↑ 5.41%
Agriculture, Forestry, Fishing and Hunting*	124	↓ -28.74%	45	↓ -6.25%	\$768	↑ 7.41%
Arts, Entertainment, and Recreation	1,246	↓ -1.89%	74	↓ -2.63%	\$431	↓ -9.26%
Construction	6,409	↑ 1.26%	628	↓ -2.18%	\$1,227	↑ 4.78%
Educational Services*	7,130	↑ 3.23%	108	↑ 0.93%	\$946	↑ 11.95%
Finance and Insurance	3,709	↑ 2.54%	417	↑ 3.99%	\$1,484	↑ 13.63%
Health Care and Social Services	18,661	↑ 6.09%	713	↑ 3.33%	\$1,111	↑ 5.21%
Information*	617	↓ -0.48%	85	↑ 18.06%	\$969	↑ 1.68%
Management of Companies and Enterprises*	547	↑ 17.63%	38	↑ 15.15%	\$1,657	↓ -2.30%
Manufacturing*	17,915	↓ -3.85%	379	↑ 0.26%	\$1,213	↑ 4.66%
Mining*	223	↓ -1.76%	17	○ 0.00%	\$1,302	↓ -2.25%
Other Services (Except Public Administration)	2,912	↑ 3.19%	409	↑ 0.25%	\$779	↑ 0.52%
Professional, Scientific, and Technical Services	3,729	↑ 5.76%	662	↑ 6.77%	\$1,372	↑ 3.08%
Public Administration	5,046	↓ -2.68%	107	↓ -0.93%	\$997	↑ 9.68%
Real Estate and Rental and Leasing*	1,150	↑ 6.48%	296	↑ 8.82%	\$1,268	↑ 24.80%
Retail Trade	14,270	↑ 1.31%	809	↑ 0.62%	\$1,432	↑ 109.66%
Transportation & Warehousing	11,591	↑ 6.48%	287	↓ -4.01%	\$1,068	↑ 0.38%
Utilities*	515	↓ -0.58%	38	○ 0.00%	\$1,660	↑ 3.56%
Wholesale Trade	3,666	↑ 7.07%	376	↑ 7.74%	\$1,324	↑ 3.36%

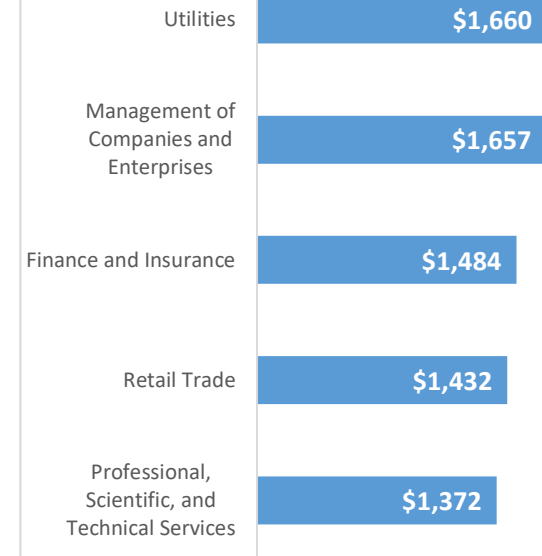
\* These industries exclude county data (jobs and wages) that are not available due to non-disclosure requirements.

D = This item is not available due to non-disclosure requirements.

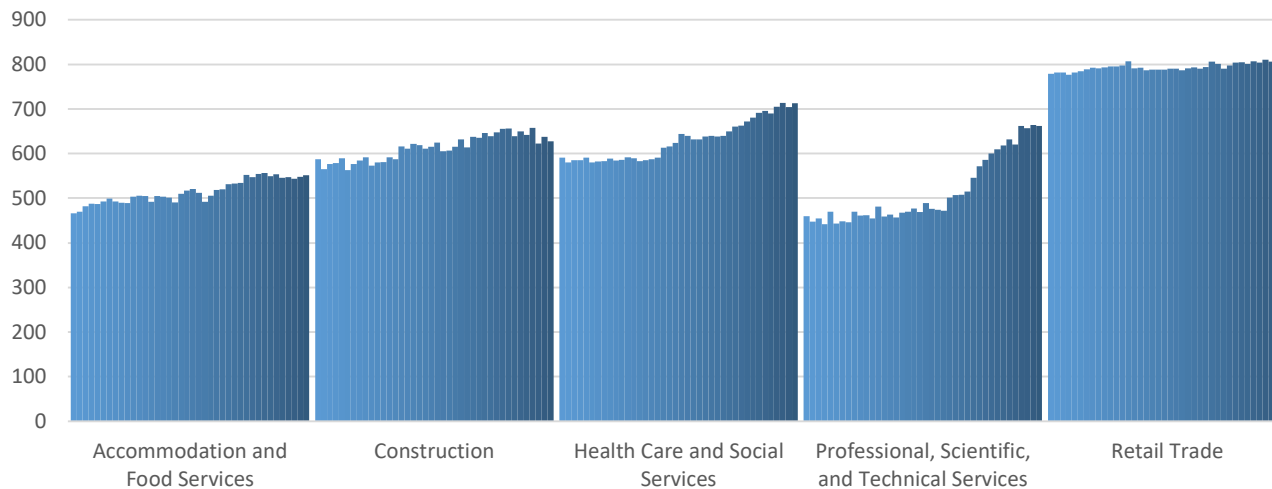
Top 5 Largest Industries by Jobs (past 10 years)



Top 5 Paying Industries by Average Weekly Wage



Top 5 Largest Industries by Establishments (past 10 years)



Source:

*Quarterly Census of Employment and Wages,  
Indiana Dept. of Workforce Development*

For more information, contact:

**Jillian A Gregory**

Regional Workforce Analyst

[jgregory@dwd.in.gov](mailto:jgregory@dwd.in.gov)

