



HOOSIERS BY THE NUMBERS

Your premier source for labor market information for Indiana.



INDUSTRY SECTOR SNAPSHOT

Economic Growth Region 11

Quarter 3 2024

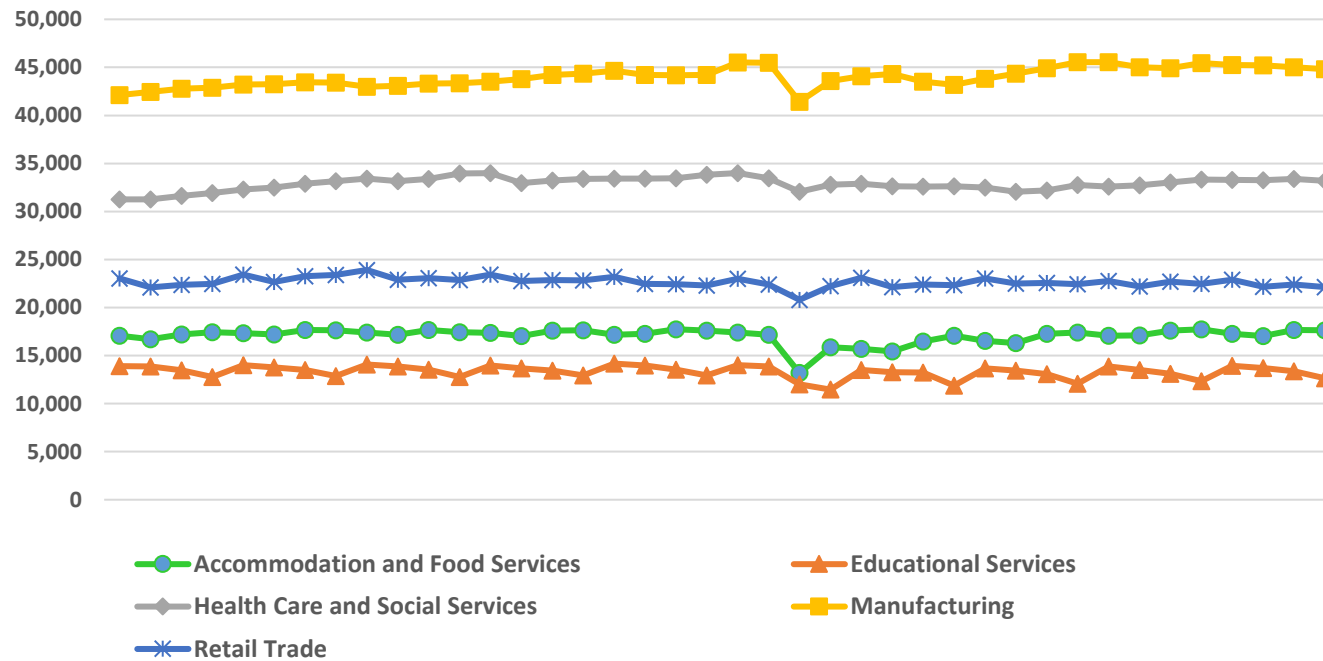
Dubois, Gibson, Knox, Perry, Pike, Posey, Spencer, Vanderburgh and Warrick Counties

Industry	Jobs	Previous Year	Establishments	Previous Year	Average Weekly Wage	Previous Year
Total	217,045	↓ -0.28%	10,520	↑ 0.29%	\$1,076	↑ 3.76%
Accommodation and Food Services	17,647	↓ -0.50%	905	↓ -0.66%	\$402	↑ 3.61%
Admin. & Support & Waste Mgt. & Rem. Services	8,776	↓ -9.71%	545	↓ -0.37%	\$776	↑ 7.03%
Agriculture, Forestry, Fishing and Hunting	1,485	↓ -8.16%	247	↓ -3.89%	\$886	↑ 6.75%
Arts, Entertainment, and Recreation*	2,957	↑ 7.49%	139	↑ 3.73%	\$468	↓ -0.64%
Construction	12,541	↑ 5.77%	966	↓ -2.82%	\$1,310	↑ 7.73%
Educational Services*	12,652	↑ 2.47%	182	↑ 2.25%	\$862	↑ 4.74%
Finance and Insurance	4,863	↓ -0.18%	671	↑ 2.76%	\$1,462	↑ 5.71%
Health Care and Social Services	33,180	↓ -0.47%	1,153	↑ 2.67%	\$1,215	↑ 5.74%
Information*	2,668	↑ 18.58%	139	↑ 2.96%	\$1,198	↑ 20.28%
Management of Companies and Enterprises*	4,758	↑ 13.69%	80	↓ -1.23%	\$1,812	↓ -4.23%
Manufacturing	44,831	↓ -1.36%	538	↑ 0.94%	\$1,345	↑ 1.51%
Mining*	1,344	↑ 97.94%	53	↑ 6.00%	\$1,779	↓ -10.78%
Other Services (Except Public Administration)	6,374	↑ 0.09%	819	↓ -0.85%	\$778	↑ 4.43%
Professional, Scientific, and Technical Services	7,171	↓ -6.69%	943	↑ 3.51%	\$1,357	↑ 4.79%
Public Administration	7,797	↑ 2.05%	193	↓ -2.03%	\$990	↑ 6.91%
Real Estate and Rental and Leasing	2,203	↑ 3.87%	397	↑ 5.87%	\$927	↑ 7.79%
Retail Trade	22,121	↓ -1.47%	1,461	↓ -1.88%	\$658	↑ 2.81%
Transportation & Warehousing	9,785	↑ 0.10%	418	↓ -4.57%	\$1,061	↑ 0.28%
Utilities*	1,033	↑ 1.67%	62	↓ -4.62%	\$2,137	↑ 3.44%
Wholesale Trade	8,062	↓ -1.10%	609	↑ 2.70%	\$1,395	↑ 3.64%

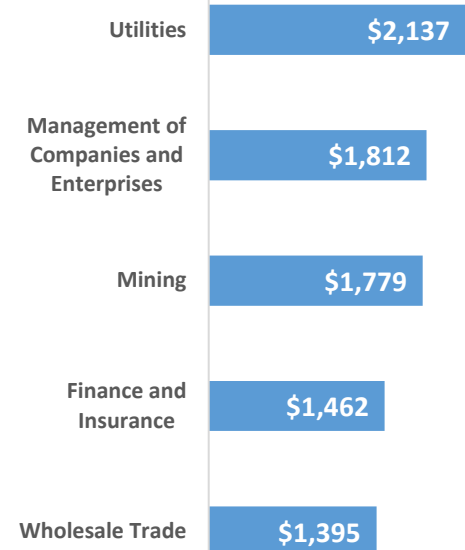
* These industries exclude county data (jobs and wages) that are not available due to non-disclosure requirements.

D = This item is not available due to non-disclosure requirements.
Indiana Department of Workforce Development

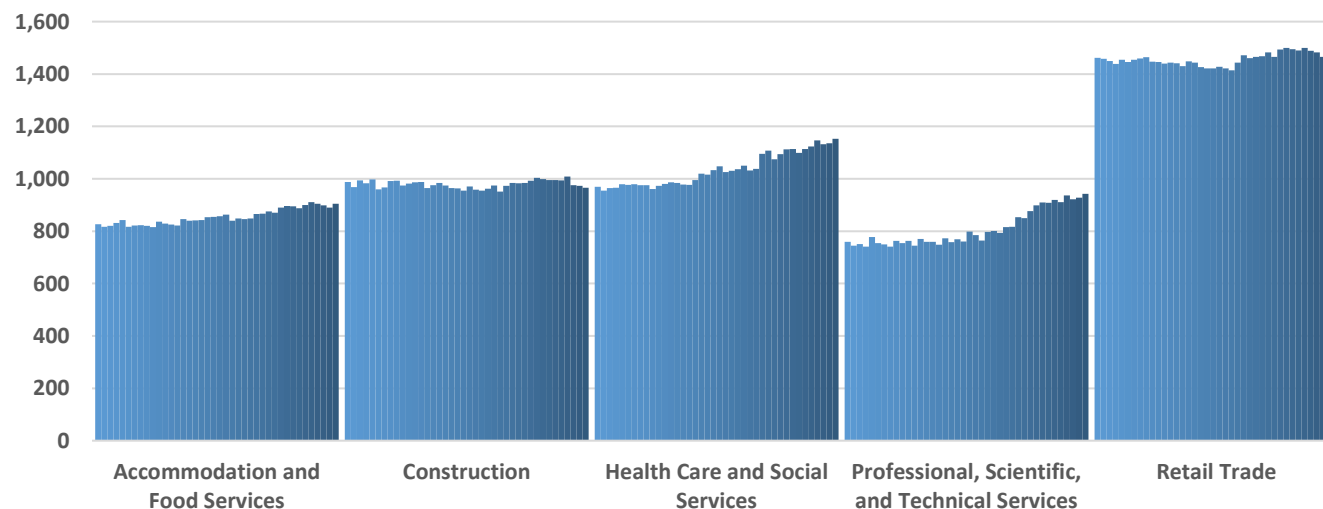
Top 5 Largest Industries by Jobs (past 10 years)



Top 5 Paying Industries by Average Weekly Wage



Top 5 Largest Industries by Establishments (past 10 years)



Source:

Quarterly Census of Employment and Wages,
Indiana Dept. of Workforce Development

For more information, contact:

Kim Stevenson

Labor Analyst Manager

kstevenson@dwd.in.gov

