



HOOSIERS BY THE NUMBERS

Your premier source for labor market information for Indiana.



INDUSTRY SECTOR SNAPSHOT

Economic Growth Region 2

Quarter 3 2024

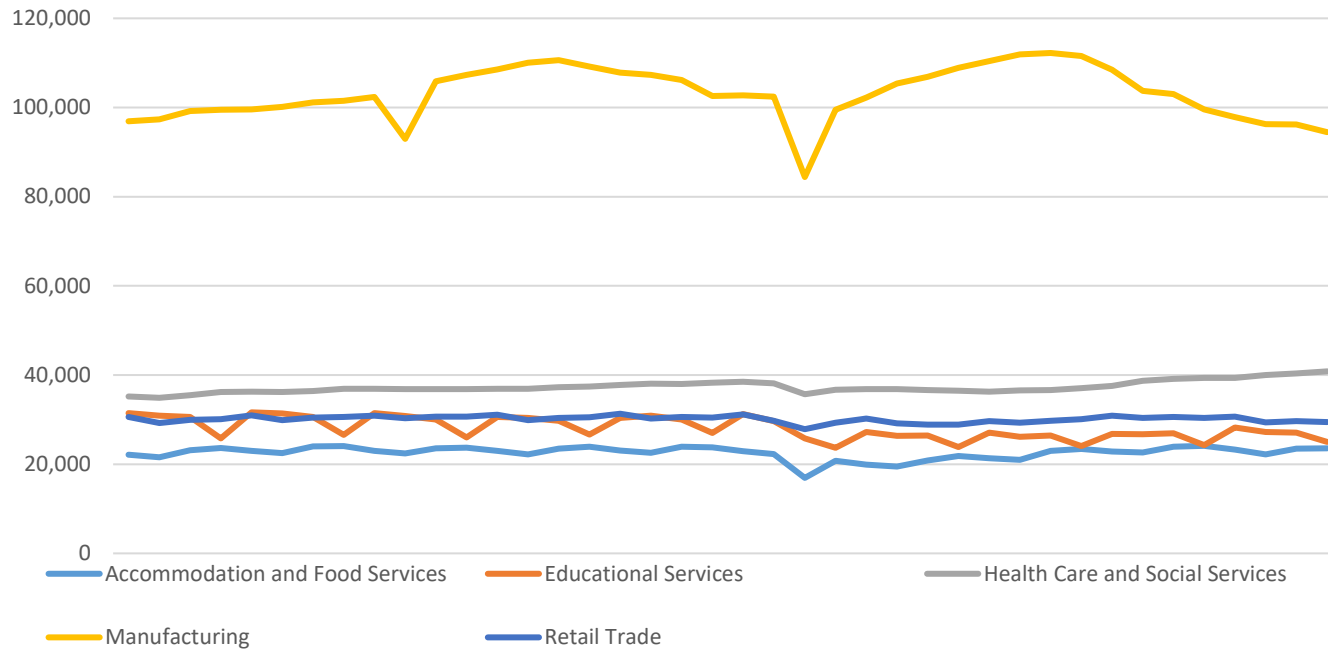
Elkhart, Fulton, Kosciusko, Marshall and St. Joseph counties

Industry	Jobs	Previous Year	Establishments	Previous Year	Average Weekly Wage	Previous Year
Total	310,164	↓ -1.13%	14,320	↑ 1.32%	\$1,115	↑ 3.53%
Accommodation and Food Services	23,533	↓ -2.44%	1,224	↓ -1.69%	\$424	↑ 3.16%
Admin. & Support & Waste Mgt. & Rem. Services	11,317	↓ -3.20%	771	↑ 0.78%	\$840	↑ 6.87%
Agriculture, Forestry, Fishing and Hunting	1,500	↑ 18.11%	168	○ 0.00%	\$843	↓ -0.47%
Arts, Entertainment, and Recreation*	3,936	↑ 0.66%	168	↑ 1.82%	\$600	↑ 6.38%
Construction	13,158	↑ 0.47%	1,286	↑ 3.04%	\$1,343	↑ 5.75%
Educational Services	25,005	↑ 3.04%	202	↓ -4.27%	\$1,236	↑ 0.49%
Finance and Insurance	6,611	↑ 1.54%	808	↑ 0.87%	\$1,476	↑ 6.88%
Health Care and Social Services	40,825	↑ 3.79%	1,301	↑ 5.69%	\$1,172	↑ 0.69%
Information	2,755	↑ 0.99%	226	↑ 1.35%	\$1,147	↑ 6.11%
Management of Companies and Enterprises*	3,840	↓ -1.23%	97	↑ 5.43%	\$2,990	↑ 5.36%
Manufacturing	94,447	↓ -5.15%	1,491	↓ -1.45%	\$1,228	↑ 5.23%
Mining*	D	D	7	○ 0.00%	D	D
Other Services (Except Public Administration)	8,817	↑ 4.06%	1,107	↑ 0.27%	\$913	↑ 2.93%
Professional, Scientific, and Technical Services	8,253	↑ 1.20%	1,237	↑ 4.21%	\$1,409	↓ -3.76%
Public Administration	9,318	↑ 2.66%	152	↓ -0.65%	\$1,113	↑ 3.34%
Real Estate and Rental and Leasing	3,365	↑ 6.66%	518	↑ 4.44%	\$1,037	↑ 1.77%
Retail Trade	29,448	↓ -3.16%	1,939	↓ -0.62%	\$669	↑ 1.21%
Transportation & Warehousing	7,971	↓ -1.34%	520	↑ 4.00%	\$1,154	↑ 1.85%
Utilities*	140	↓ -58.46%	34	↑ 13.33%	\$2,292	↑ 13.75%
Wholesale Trade	15,317	↑ 1.77%	1,064	↑ 1.92%	\$1,433	↑ 3.62%

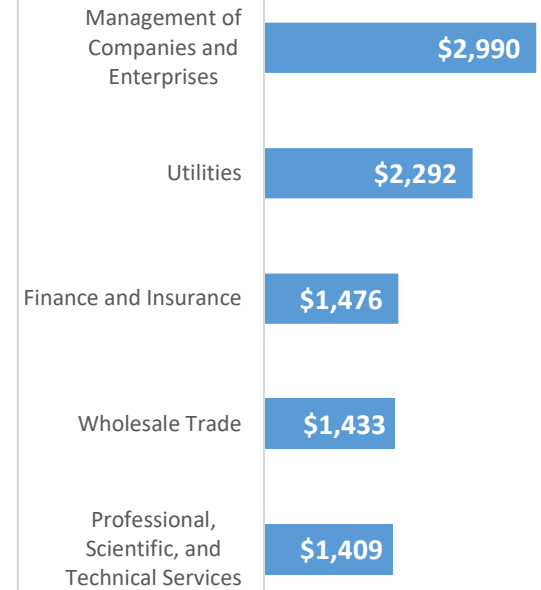
* These industries exclude county data (jobs and wages) that are not available due to non-disclosure requirements.

D = This item is not available due to non-disclosure requirements.
Indiana Department of Workforce Development

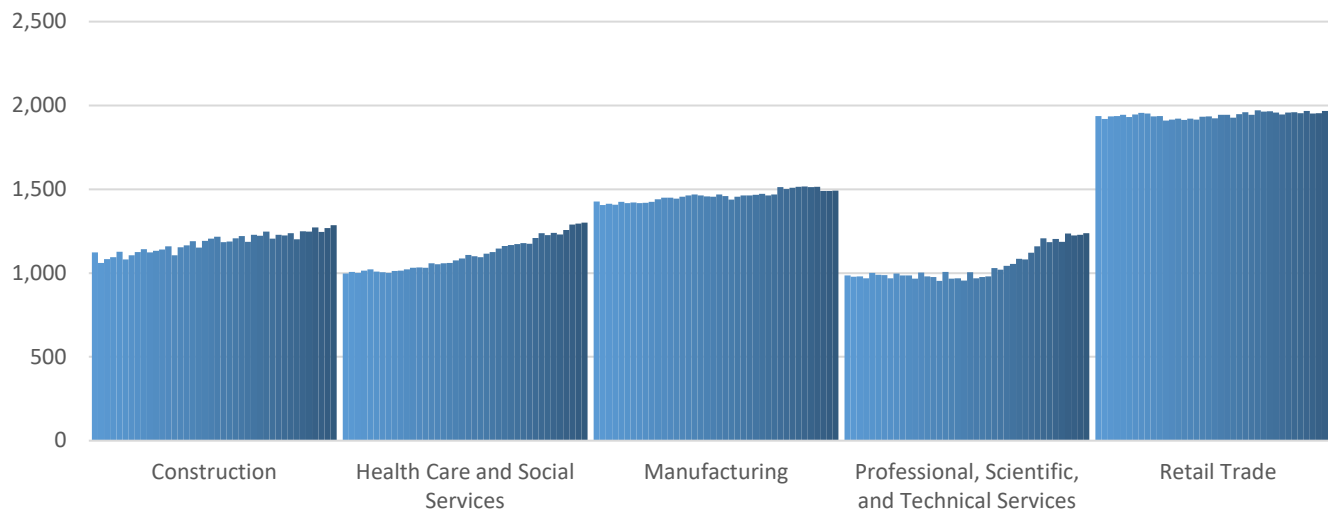
Top 5 Largest Industries by Jobs (past 10 years)



Top 5 Paying Industries by Average Weekly Wage



Top 5 Largest Industries by Establishments (past 10 years)



Source:

*Quarterly Census of Employment and Wages,
Indiana Dept. of Workforce Development*

For more information, contact:

Kathy Jaworski

Regional Workforce Analyst

(219) 841-6347

kjaworski@dwd.in.gov

