



# HOOSIERS BY THE NUMBERS

Your premier source for labor market information for Indiana.



## INDUSTRY SECTOR SNAPSHOT

### Economic Growth Region 3

Quarter 3 2024

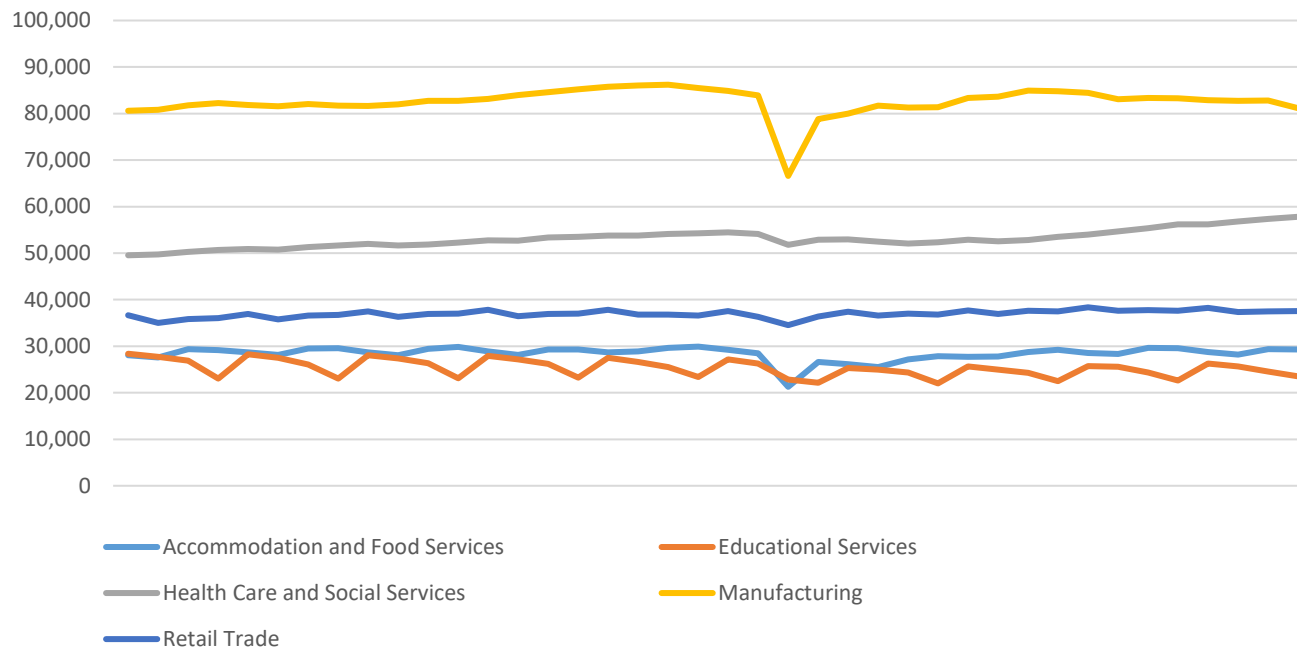
Adams, Allen, DeKalb, Grant, Huntington, LaGrange, Noble, Steuben, Wabash, Wells, and Whitley Counties

Industry	Jobs	Previous Year	Establishments	Previous Year	Average Weekly Wage	Previous Year
<b>Total</b>	<b>358,698</b>	<b>↓ -0.20%</b>	<b>18,054</b>	<b>↑ 1.27%</b>	<b>\$1,074</b>	<b>↑ 4.68%</b>
Accommodation and Food Services	29,277	↓ -1.00%	1,513	↑ 1.34%	\$415	↑ 4.01%
Admin. & Support & Waste Mgt. & Rem. Services	15,915	↓ -6.46%	985	↑ 2.50%	\$807	↑ 6.61%
Agriculture, Forestry, Fishing and Hunting	2,234	↑ 0.45%	289	↑ 1.40%	\$904	↑ 7.11%
Arts, Entertainment, and Recreation*	4,099	↑ 1.28%	238	↓ -0.83%	\$433	↓ -4.42%
Construction	18,552	↑ 6.03%	1,840	↑ 1.04%	\$1,361	↑ 8.62%
Educational Services	23,494	↑ 3.73%	391	↑ 2.62%	\$928	↑ 1.20%
Finance and Insurance	11,272	↓ -0.89%	1,162	↑ 0.52%	\$1,514	↑ 6.25%
Health Care and Social Services	57,815	↑ 2.88%	1,597	↑ 4.72%	\$1,248	↑ 3.40%
Information	3,411	↓ -3.15%	236	↓ -2.07%	\$1,137	↑ 7.16%
Management of Companies and Enterprises*	3,007	↑ 2.73%	116	↑ 1.75%	\$1,870	↑ 2.30%
Manufacturing	81,126	↓ -2.56%	1,383	↑ 0.51%	\$1,248	↑ 4.70%
Mining*	180	↓ -28.29%	31	↓ -3.13%	\$1,489	↑ 8.53%
Other Services (Except Public Administration)	11,255	↑ 0.59%	1,423	↓ -0.91%	\$724	↑ 4.62%
Professional, Scientific, and Technical Services	9,923	↓ -0.48%	1,593	↑ 3.37%	\$1,482	↑ 6.01%
Public Administration	11,575	↑ 1.60%	223	↑ 0.45%	\$1,105	↑ 7.70%
Real Estate and Rental and Leasing	3,654	↑ 2.84%	755	↑ 2.86%	\$953	↑ 3.36%
Retail Trade	37,516	↓ -0.21%	2,354	↓ -0.17%	\$711	↑ 1.28%
Transportation & Warehousing	18,224	↓ -2.99%	744	↓ -4.12%	\$1,121	↑ 3.80%
Utilities*	1,043	↓ -0.67%	58	↑ 3.57%	\$1,865	↑ 16.49%
Wholesale Trade	14,558	↓ -1.87%	1,123	↑ 3.98%	\$1,372	↑ 5.46%

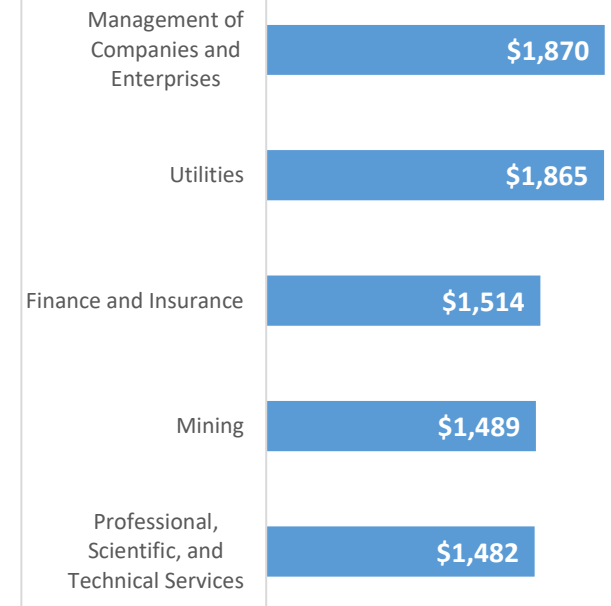
\* These industries exclude county data (jobs and wages) that are not available due to non-disclosure requirements.

D = This item is not available due to non-disclosure requirements.

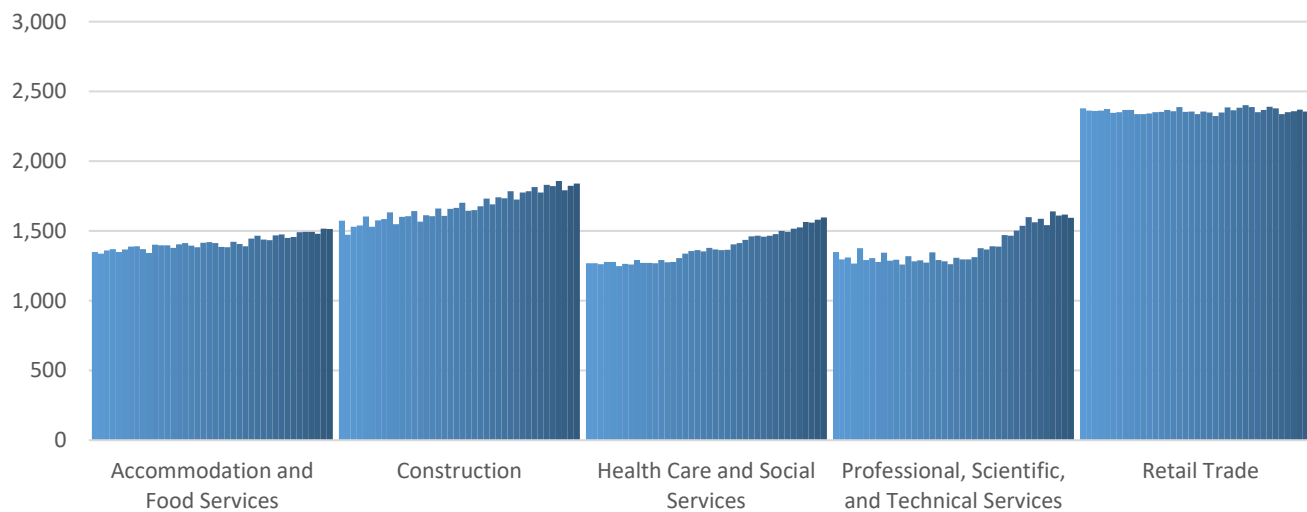
### Top 5 Largest Industries by Jobs (past 10 years)



### Top 5 Paying Industries by Average Weekly Wage



### Top 5 Largest Industries by Establishments (past 10 years)



Source:

*Quarterly Census of Employment and Wages,  
Indiana Dept. of Workforce Development*

For more information, contact:

**Alex Corn**

Regional Workforce Analyst

(260) 255-5098

[dcorn@dwd.in.gov](mailto:dcorn@dwd.in.gov)

