

HOOSIERS BY THE NUMBERS

Your premier source for labor market information for Indiana.

INDUSTRY SECTOR SNAPSHOT

Economic Growth Region 4

Quarter 1 2024

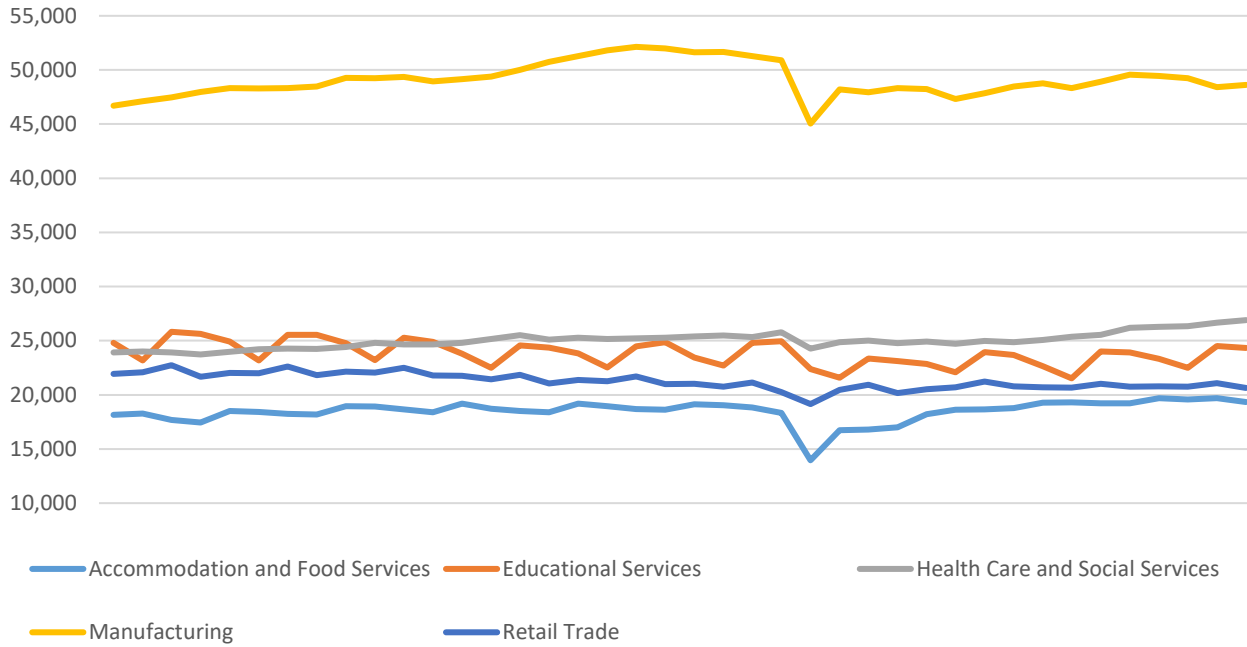
Benton, Carroll, Cass, Clinton, Fountain, Howard, Miami, Montgomery, Tippecanoe, Tipton, Warren, and White Counties

Industry	Jobs	Previous Year	Establishments	Previous Year	Average Weekly Wage	Previous Year
Total	205,484	↑ 0.48%	10,307	↑ 1.85%	\$1,147	↑ 4.75%
Accommodation and Food Services	19,339	↑ 0.65%	1,000	↑ 0.20%	\$376	↑ 4.74%
Admin. & Support & Waste Mgt. & Rem. Services	7,588	↓ -8.28%	479	↓ -1.44%	\$710	↑ 10.76%
Agriculture, Forestry, Fishing and Hunting	2,389	↑ 1.66%	321	↑ 1.90%	\$917	↓ -3.07%
Arts, Entertainment, and Recreation*	1,119	↓ -11.89%	126	↑ 3.28%	\$389	↑ 1.04%
Construction	9,291	↑ 8.90%	909	↑ 0.33%	\$1,361	↑ 11.47%
Educational Services*	24,335	↑ 1.76%	187	↑ 6.25%	\$1,274	↑ 5.81%
Finance and Insurance	4,125	↓ -0.84%	641	↓ -0.31%	\$1,531	↑ 3.17%
Health Care and Social Services	26,900	↑ 2.74%	993	↑ 2.80%	\$1,043	↑ 1.46%
Information*	1,778	↑ 1.31%	152	↓ -3.18%	\$919	↑ 3.03%
Management of Companies and Enterprises*	421	↑ 99.53%	43	↑ 10.26%	\$1,639	↓ -12.21%
Manufacturing*	48,634	↓ -1.87%	507	↓ -2.31%	\$1,685	↑ 4.27%
Mining*	84	↓ -4.55%	17	○ 0.00%	\$1,360	↑ 3.90%
Other Services (Except Public Administration)*	5,643	↑ 3.18%	794	↑ 3.66%	\$728	↑ 6.28%
Professional, Scientific, and Technical Services	5,151	↑ 0.16%	917	↑ 5.16%	\$1,471	↑ 8.00%
Public Administration	8,983	↑ 2.00%	222	↓ -0.89%	\$1,067	↑ 7.89%
Real Estate and Rental and Leasing*	1,927	↓ -1.28%	424	↑ 2.42%	\$958	↑ 3.79%
Retail Trade	20,627	↓ -0.68%	1,474	↑ 2.86%	\$646	↑ 0.62%
Transportation & Warehousing	7,067	○ 0.00%	513	↑ 0.59%	\$1,076	↑ 5.49%
Utilities*	437	↑ 13.21%	35	○ 0.00%	\$2,622	↑ 18.11%
Wholesale Trade	5,766	↑ 7.31%	553	↑ 5.94%	\$1,464	↑ 1.10%

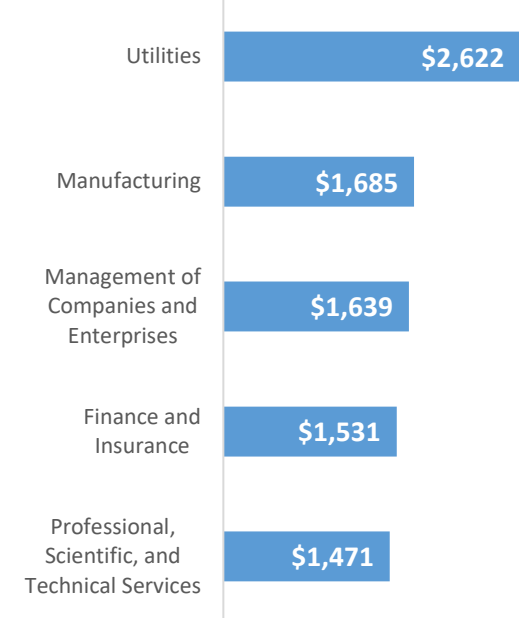
* These industries exclude county data (jobs and wages) that are not available due to non-disclosure requirements.

D = This item is not available due to non-disclosure requirements.

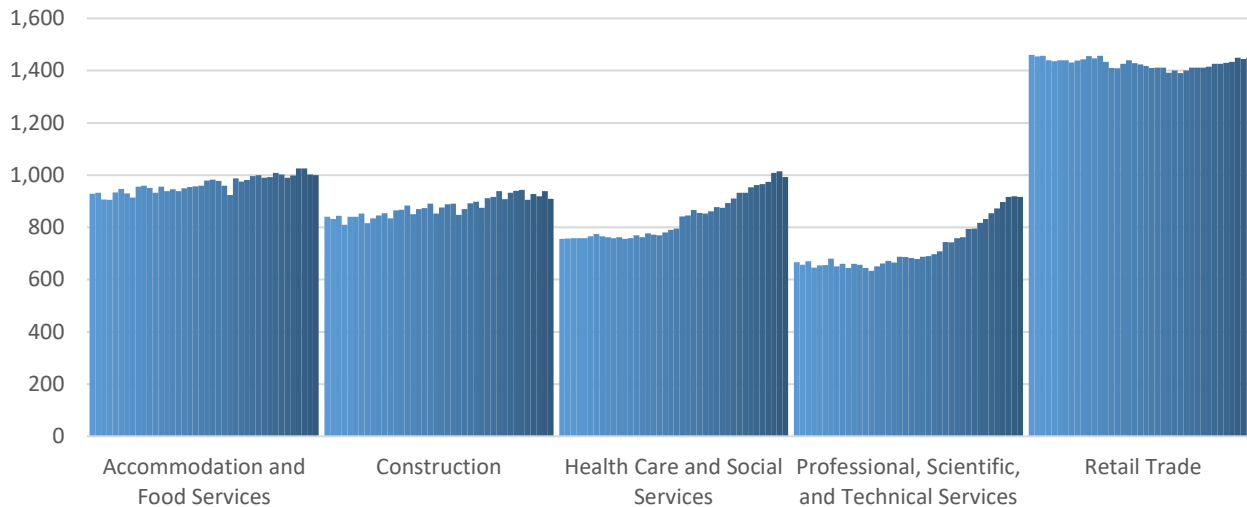
Top 5 Largest Industries by Jobs (past 10 years)



Top 5 Paying Industries by Average Weekly Wage



Top 5 Largest Industries by Establishments (past 10 years)



Source:
*Quarterly Census of Employment and Wages,
 Indiana Dept. of Workforce Development*

For more information, contact:
Cassie Janes
 Regional Workforce Analyst
cjan@dw.in.gov

