



HOOSIERS BY THE NUMBERS

Your premier source for labor market information for Indiana.

INDUSTRY SECTOR SNAPSHOT

Economic Growth Region 4

Quarter 3 2024

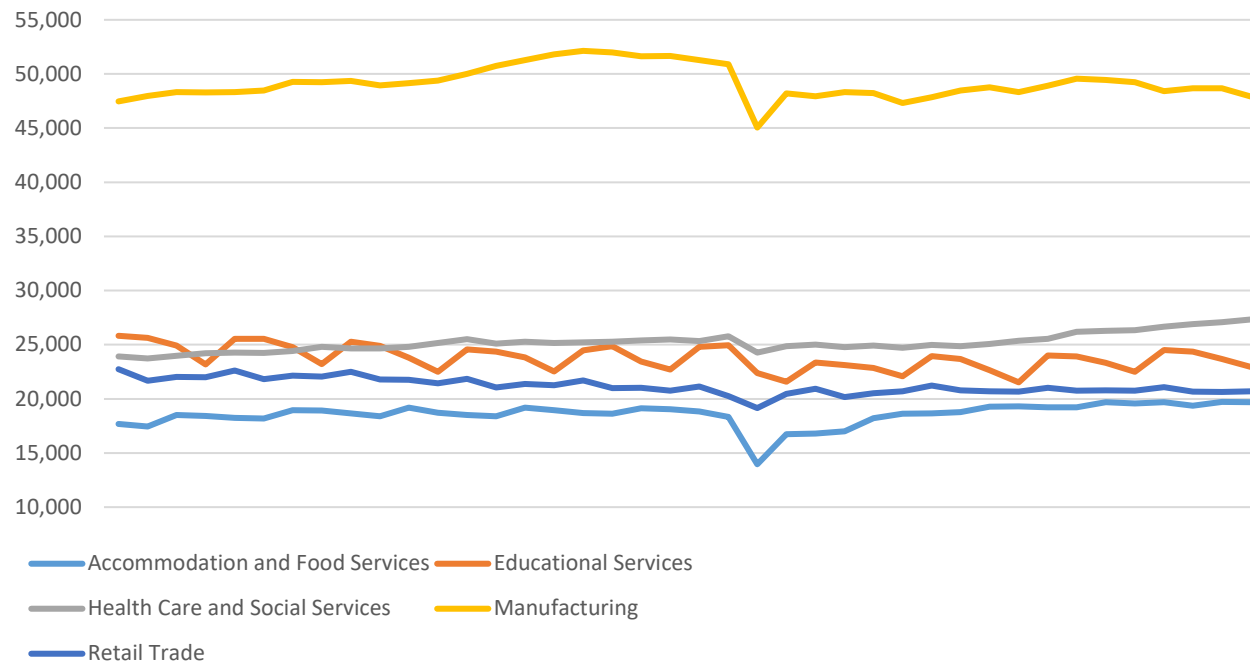
Benton, Carroll, Cass, Clinton, Fountain, Howard, Miami, Montgomery, Tippecanoe, Tipton, Warren, and White Counties

Industry	Jobs	Previous Year	Establishments	Previous Year	Average Weekly Wage	Previous Year
Total	206,436	↑ 0.13%	10,359	↑ 0.40%	\$1,067	↑ 3.29%
Accommodation and Food Services	19,678	↑ 0.51%	1,017	↓ -0.88%	\$392	↑ 4.53%
Admin. & Support & Waste Mgt. & Rem. Services	7,247	↓ -12.05%	499	↑ 0.20%	\$737	↑ 8.38%
Agriculture, Forestry, Fishing and Hunting	2,568	↑ 2.35%	318	○ 0.00%	\$905	↑ 2.49%
Arts, Entertainment, and Recreation*	1,650	↓ -7.92%	137	↑ 7.03%	\$348	↑ 3.26%
Construction	10,215	↑ 5.02%	920	↑ 0.11%	\$1,410	↑ 8.29%
Educational Services*	22,945	↑ 1.99%	189	↑ 3.28%	\$1,286	↑ 5.50%
Finance and Insurance	4,179	↓ -0.41%	641	↓ -1.08%	\$1,347	↑ 3.22%
Health Care and Social Services	27,332	↑ 3.79%	992	↓ -1.59%	\$1,054	↑ 2.73%
Information*	1,738	↓ -1.97%	156	↓ -0.64%	\$869	↑ 2.00%
Management of Companies and Enterprises*	267	↓ -16.04%	42	↑ 7.69%	\$1,886	↓ -1.67%
Manufacturing*	47,900	↓ -2.74%	503	↓ -2.14%	\$1,384	↑ 0.95%
Mining*	83	↓ -5.68%	18	↑ 5.88%	\$1,624	↑ 6.56%
Other Services (Except Public Administration)*	5,549	↓ -1.05%	774	↓ -1.65%	\$785	↑ 7.24%
Professional, Scientific, and Technical Services	4,954	↓ -1.28%	945	↑ 3.17%	\$1,487	↑ 4.50%
Public Administration	9,803	↑ 3.93%	222	↑ 0.45%	\$1,021	↑ 6.13%
Real Estate and Rental and Leasing*	1,985	↓ -1.05%	439	↑ 1.86%	\$958	↑ 8.99%
Retail Trade	20,684	↓ -0.29%	1,461	↑ 1.18%	\$626	↑ 0.97%
Transportation & Warehousing	6,960	↓ -1.19%	505	↓ -0.98%	\$1,082	↑ 1.98%
Utilities*	436	↑ 12.08%	36	↑ 5.88%	\$2,043	↑ 8.96%
Wholesale Trade	6,003	↑ 6.27%	545	↑ 4.81%	\$1,313	↑ 0.77%

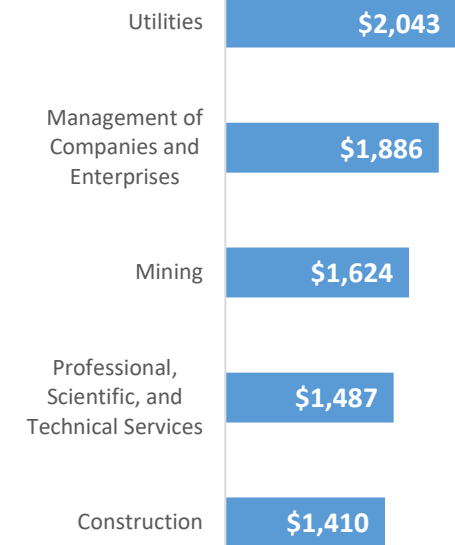
* These industries exclude county data (jobs and wages) that are not available due to non-disclosure requirements.

D = This item is not available due to non-disclosure requirements.

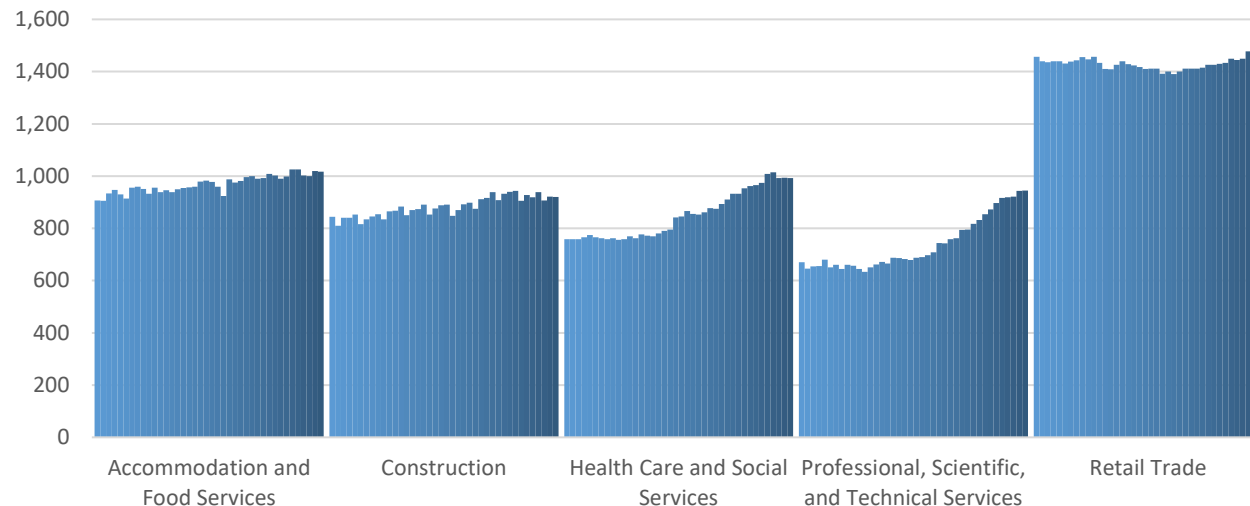
Top 5 Largest Industries by Jobs (past 10 years)



Top 5 Paying Industries by Average Weekly Wage



Top 5 Largest Industries by Establishments (past 10 years)



Source:

*Quarterly Census of Employment and Wages,
Indiana Dept. of Workforce Development*

For more information, contact:

Cassie Janes

Regional Workforce Analyst

cjanes@dwd.in.gov

