



HOOSIERS BY THE NUMBERS

Your premier source for labor market information for Indiana.



INDUSTRY SECTOR SNAPSHOT

Economic Growth Region 6

Quarter 3 2024

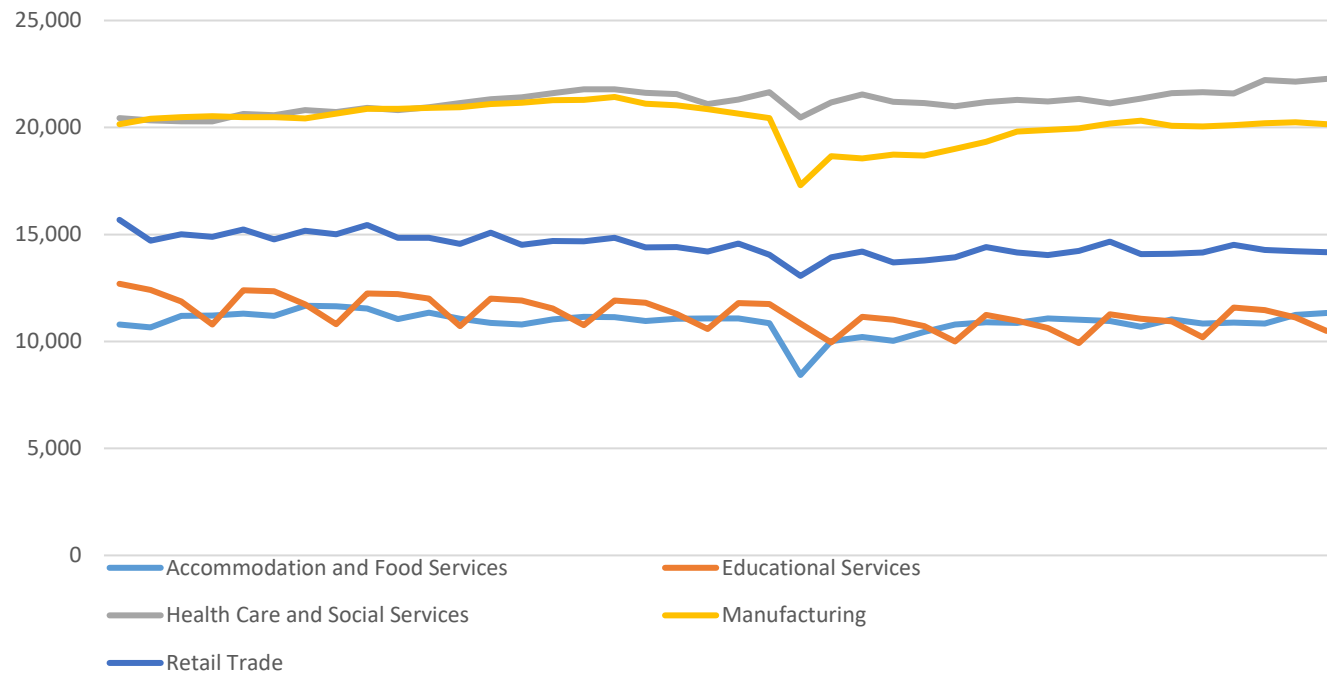
Blackford, Delaware, Fayette, Henry, Jay, Randolph, Rush, Union, and Wayne Counties

Industry	Jobs	Previous Year	Establishments	Previous Year	Average Weekly Wage	Previous Year
Total	117,305	↑ 1.27%	6,450	↑ 0.61%	\$959	↑ 3.12%
Accommodation and Food Services	11,331	↑ 4.56%	590	↑ 3.51%	\$393	↑ 4.24%
Admin. & Support & Waste Mgt. & Rem. Services	4,609	↓ -7.13%	284	↓ -2.41%	\$878	↑ 4.65%
Agriculture, Forestry, Fishing and Hunting	1,653	↑ 10.27%	146	↑ 2.82%	\$888	↑ 0.91%
Arts, Entertainment, and Recreation*	1,081	↑ 0.84%	86	↓ -3.37%	\$435	↑ 0.23%
Construction	4,823	↓ -1.89%	557	↓ -1.94%	\$1,282	↑ 10.42%
Educational Services*	10,496	↑ 2.96%	135	↑ 4.65%	\$961	↑ 5.03%
Finance and Insurance	3,245	↑ 5.94%	407	↑ 1.50%	\$1,160	↑ 3.02%
Health Care and Social Services	22,272	↑ 2.88%	669	↑ 1.67%	\$1,148	↑ 3.70%
Information*	961	↓ -0.41%	87	↓ -3.33%	\$845	↑ 3.05%
Management of Companies and Enterprises*	390	↓ -49.09%	35	↑ 6.06%	\$2,016	↑ 6.84%
Manufacturing*	20,151	↑ 0.50%	422	↓ -0.47%	\$1,149	↑ 0.97%
Mining*	33	○ 0.00%	12	○ 0.00%	\$2,301	↑ 6.18%
Other Services (Except Public Administration)	3,169	↓ -1.80%	462	↑ 0.22%	\$662	↑ 7.99%
Professional, Scientific, and Technical Services	2,699	↓ -8.07%	461	↑ 3.36%	\$1,163	↓ -3.33%
Public Administration	5,210	↑ 0.06%	150	↓ -1.32%	\$886	↑ 3.99%
Real Estate and Rental and Leasing	1,023	↑ 7.57%	230	↓ -2.95%	\$818	↓ -2.73%
Retail Trade	14,170	↑ 0.09%	1,061	↑ 0.28%	\$639	↑ 2.57%
Transportation & Warehousing	3,586	↓ -0.75%	267	↓ -4.30%	\$1,200	↑ 4.71%
Utilities*	505	○ 0.00%	35	↓ -2.78%	\$1,778	↑ 9.82%
Wholesale Trade	3,117	↑ 0.74%	354	↑ 5.67%	\$1,173	↓ -1.35%

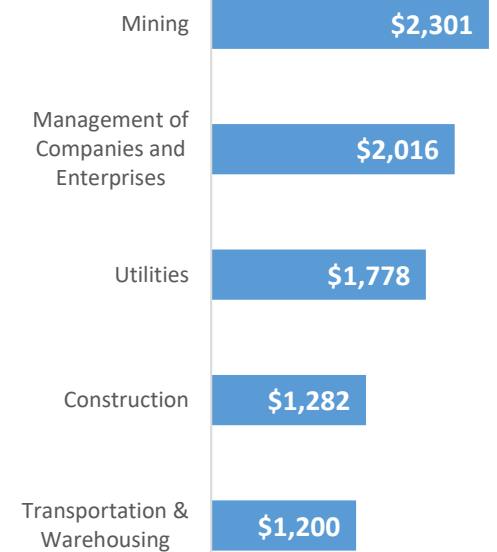
* These industries exclude county data (jobs and wages) that are not available due to non-disclosure requirements.

D = This item is not available due to non-disclosure requirements.

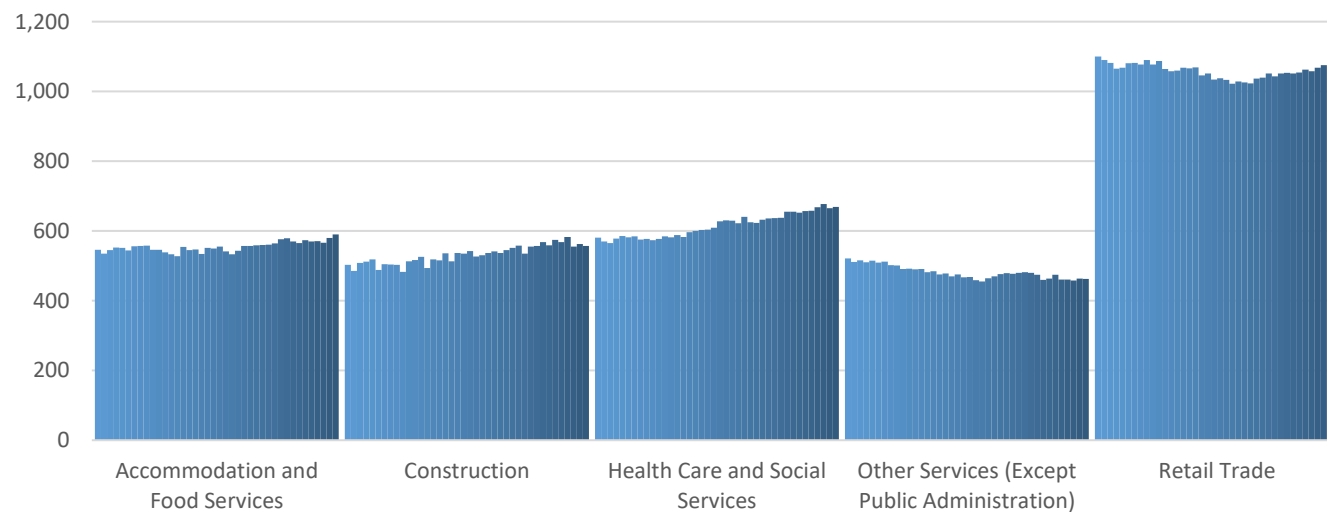
Top 5 Largest Industries by Jobs (past 10 years)



Top 5 Paying Industries by Average Weekly Wage



Top 5 Largest Industries by Establishments (past 10 years)



Source:

Quarterly Census of Employment and Wages,
Indiana Dept. of Workforce Development

For more information, contact:

Alex Corn

Regional Workforce Analyst

(260) 255-5098

dcorn@dwd.in.gov

