



HOOSIERS BY THE NUMBERS

Your premier source for labor market information for Indiana.



INDUSTRY SECTOR SNAPSHOT

Economic Growth Region 7

Quarter 3 2024

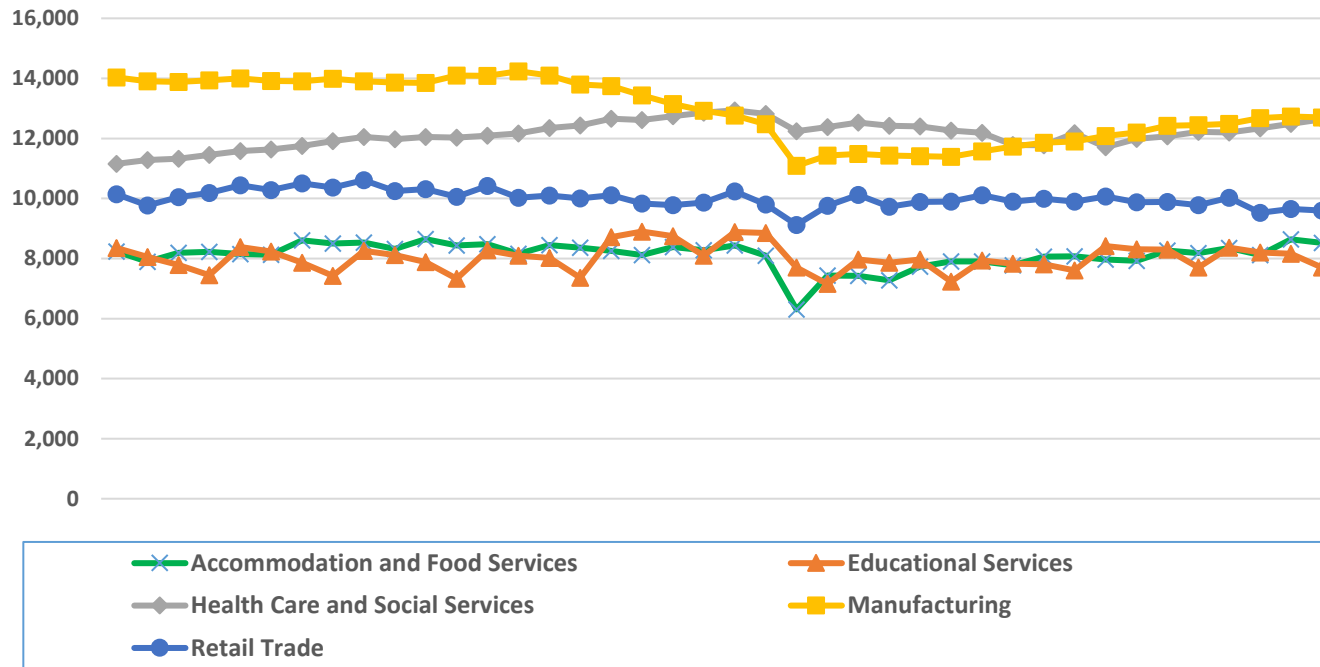
Clay, Parke, Putnam, Sullivan, Vermillion and Vigo Counties

Industry	Jobs	Previous Year	Establishments	Previous Year	Average Weekly Wage	Previous Year
Total	80,099	↑ 0.24%	4,423	↑ 0.61%	\$975	↑ 3.83%
Accommodation and Food Services	8,525	↑ 4.15%	427	↓ -2.51%	\$395	↑ 6.47%
Admin. & Support & Waste Mgt. & Rem. Services	2,142	↓ -10.56%	214	↑ 1.42%	\$757	↑ 12.31%
Agriculture, Forestry, Fishing and Hunting	364	↑ 4.30%	85	↑ 4.94%	\$780	↓ -0.64%
Arts, Entertainment, and Recreation*	573	↓ -0.17%	66	↑ 1.54%	\$414	↑ 5.61%
Construction	3,951	↓ -7.73%	409	↑ 1.49%	\$1,384	↑ 6.30%
Educational Services*	7,704	↓ -0.03%	90	○ 0.00%	\$898	○ 0.00%
Finance and Insurance	1,784	↓ -2.57%	269	↓ -0.37%	\$1,233	↑ 8.44%
Health Care and Social Services	12,632	↑ 3.35%	496	↑ 0.40%	\$1,052	↓ -0.85%
Information	901	↑ 0.78%	55	↑ 1.85%	\$1,097	↑ 4.98%
Management of Companies and Enterprises*	284	↓ -6.89%	29	↓ -3.33%	\$1,424	↑ 0.28%
Manufacturing	12,704	↑ 2.05%	206	↓ -0.96%	\$1,254	↑ 4.59%
Mining*	109	↑ 3.81%	18	○ 0.00%	\$1,528	↓ -4.20%
Other Services (Except Public Administration)	2,336	↓ -0.89%	367	↓ -0.81%	\$767	↑ 11.48%
Professional, Scientific, and Technical Services	1,539	↑ 1.99%	305	↑ 4.10%	\$1,102	↑ 6.17%
Public Administration	5,734	↑ 0.02%	131	↓ -9.03%	\$1,107	↑ 11.26%
Real Estate and Rental and Leasing	1,050	↑ 1.06%	156	↑ 11.43%	\$1,297	↑ 10.48%
Retail Trade	9,598	↓ -1.84%	656	↑ 0.15%	\$631	↓ -0.47%
Transportation & Warehousing	3,841	↓ -3.81%	225	↑ 0.45%	\$1,096	↑ 5.69%
Utilities*	586	↑ 2.81%	34	↑ 9.68%	\$2,046	↑ 2.61%
Wholesale Trade	2,064	↑ 5.63%	185	↑ 4.52%	\$1,181	↓ -1.83%

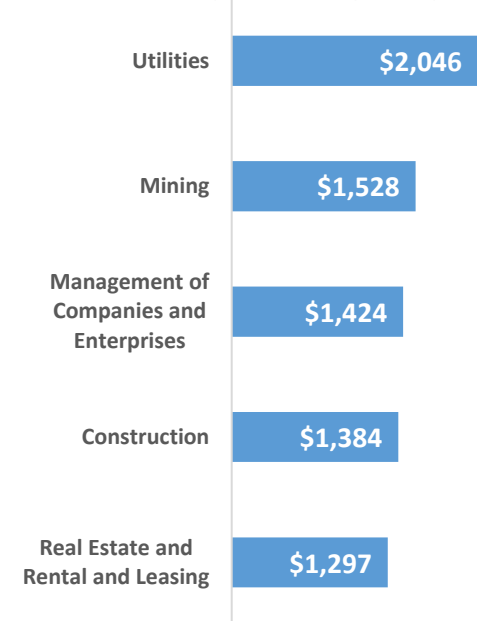
* These industries exclude county data (jobs and wages) that are not available due to non-disclosure requirements.

D = This item is not available due to non-disclosure requirements.
Indiana Department of Workforce Development

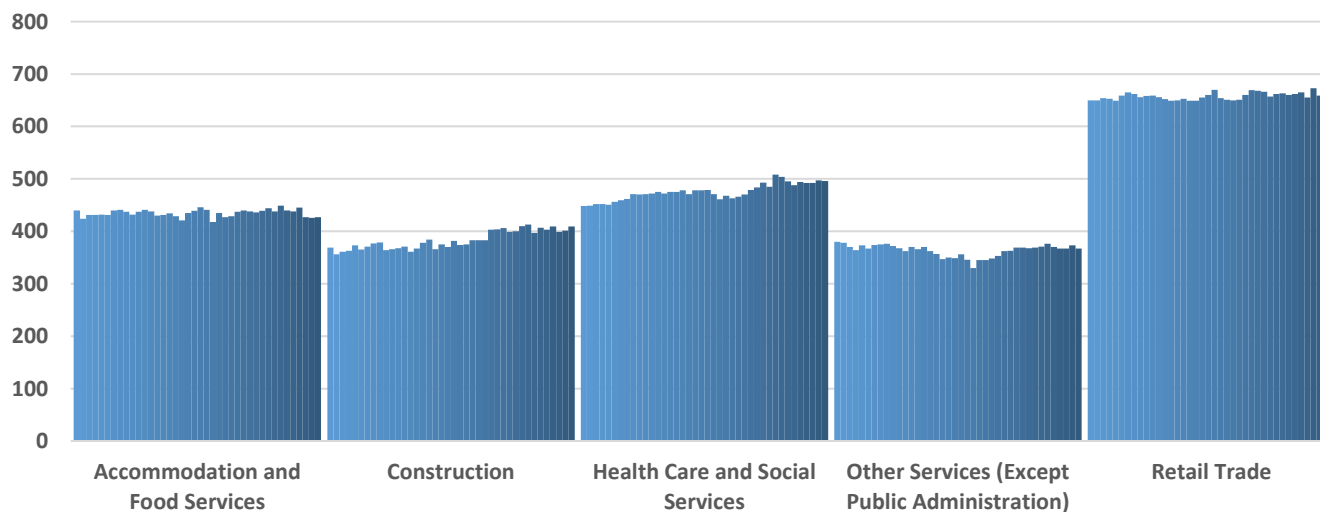
Top 5 Largest Industries by Jobs (past 10 years)



Top 5 Paying Industries by Average Weekly Wage



Top 5 Largest Industries by Establishments (past 10 years)



Source:

*Quarterly Census of Employment and Wages,
Indiana Dept. of Workforce Development*

For more information, contact:

Kim Stevenson

Labor Analyst Manager

kstevenson@dwd.in.gov

