

INDUSTRY SECTOR SNAPSHOT

Economic Growth Region 8

Quarter 1 2024

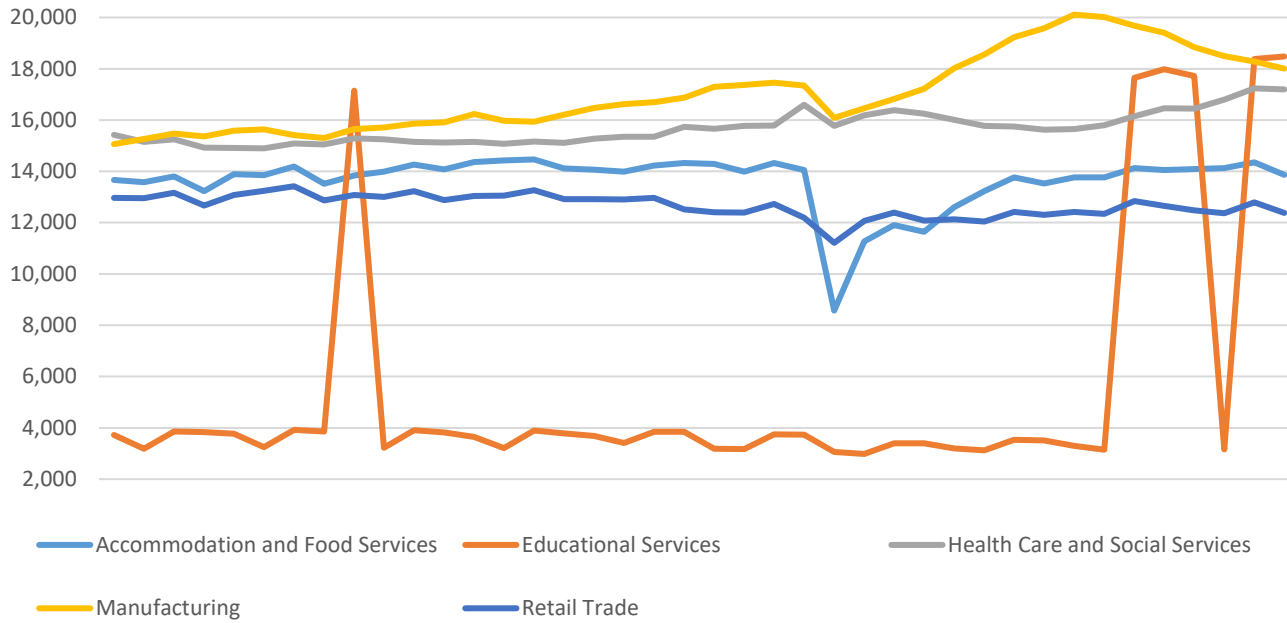
Brown, Daviess, Greene, Lawrence, Martin, Monroe, Orange, and Owen Counties

Industry	Jobs	Previous Year	Establishments	Previous Year	Average Weekly Wage	Previous Year
Total	123,026	↑ 0.50%	6,600	↑ 0.61%	\$1,149	↑ 5.22%
Accommodation and Food Services	13,865	↓ -1.30%	633	↓ -1.09%	\$432	↑ 2.86%
Admin. & Support & Waste Mgt. & Rem. Services*	2,874	↓ -0.21%	302	↑ 1.34%	\$776	↓ -10.39%
Agriculture, Forestry, Fishing and Hunting*	627	↑ 0.48%	110	↑ 7.84%	\$924	↑ 6.70%
Arts, Entertainment, and Recreation*	1,024	↑ 0.29%	96	○ 0.00%	\$484	↑ 2.33%
Construction	6,445	↓ -0.98%	717	↓ -2.71%	\$1,174	↑ 8.10%
Educational Services*	18,479	↑ 2.79%	158	↑ 1.94%	\$1,548	↑ 5.45%
Finance and Insurance	2,583	↑ 3.24%	377	↓ -1.05%	\$1,455	↑ 4.83%
Health Care and Social Services	17,198	↑ 4.52%	637	↑ 4.08%	\$1,114	↑ 6.40%
Information*	1,246	↓ -1.03%	115	↑ 0.88%	\$1,210	↑ 13.19%
Management of Companies and Enterprises*	624	↑ 12.23%	39	↓ -4.88%	\$2,898	↑ 5.38%
Manufacturing	18,007	↓ -7.17%	353	↓ -1.67%	\$1,361	↑ 4.85%
Mining*	378	↓ -1.56%	29	↑ 3.57%	\$1,152	↑ 3.23%
Other Services (Except Public Administration)	3,130	↑ 3.23%	483	↑ 0.84%	\$753	↑ 3.72%
Professional, Scientific, and Technical Services	5,660	↑ 5.50%	688	↑ 4.08%	\$1,443	↑ 4.57%
Public Administration	9,352	↑ 3.43%	138	↓ -2.13%	\$1,583	↑ 4.08%
Real Estate and Rental and Leasing*	1,343	↑ 1.97%	267	↑ 4.30%	\$942	↑ 2.73%
Retail Trade	12,381	↓ -2.12%	902	↓ -0.99%	\$639	↑ 3.40%
Transportation & Warehousing	3,122	↓ -1.30%	243	↓ -5.08%	\$1,097	↑ 3.39%
Utilities*	610	↑ 1.67%	43	○ 0.00%	\$2,137	↓ -0.97%
Wholesale Trade	2,934	↑ 7.55%	270	↑ 8.00%	\$1,413	↑ 3.14%

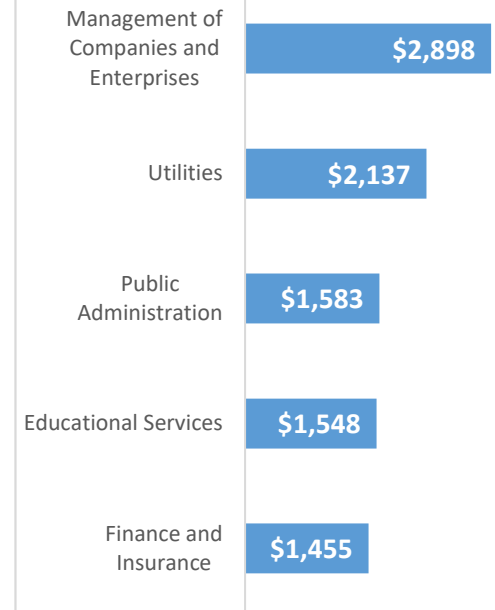
* These industries exclude county data (jobs and wages) that are not available due to non-disclosure requirements.

D = This item is not available due to non-disclosure requirements.

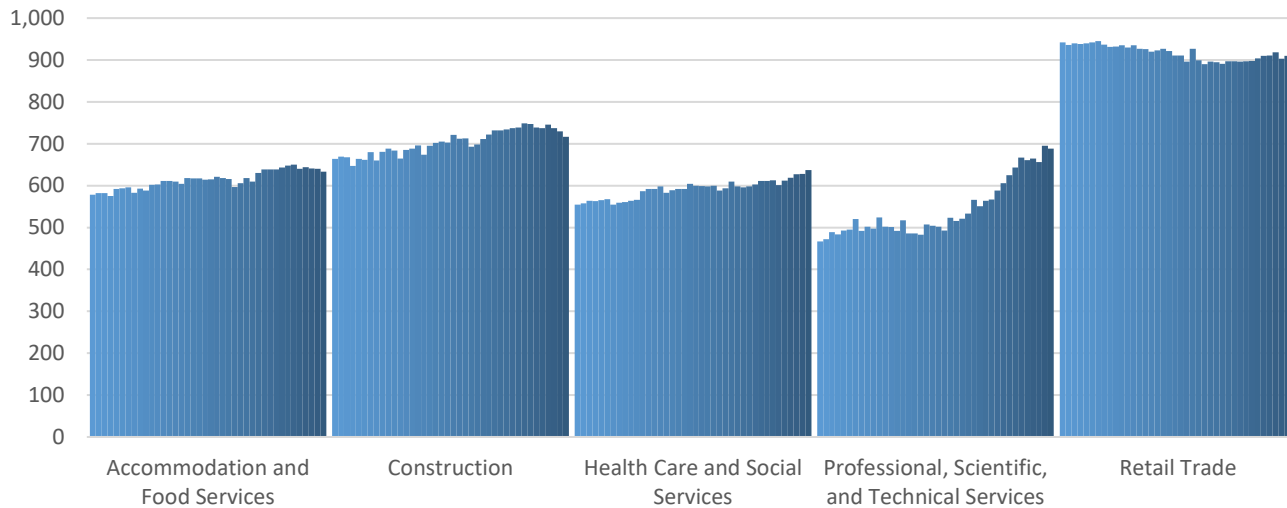
Top 5 Largest Industries by Jobs (past 10 years)



Top 5 Paying Industries by Average Weekly Wage



Top 5 Largest Industries by Establishments (past 10 years)



Source:

Quarterly Census of Employment and Wages, Indiana Dept. of Workforce Development

For more information, contact:

Cassie Janes

Regional Workforce Analyst

cjaned@dwd.in.gov

