

INDUSTRY SECTOR SNAPSHOT

Economic Growth Region 8

Quarter 3 2024

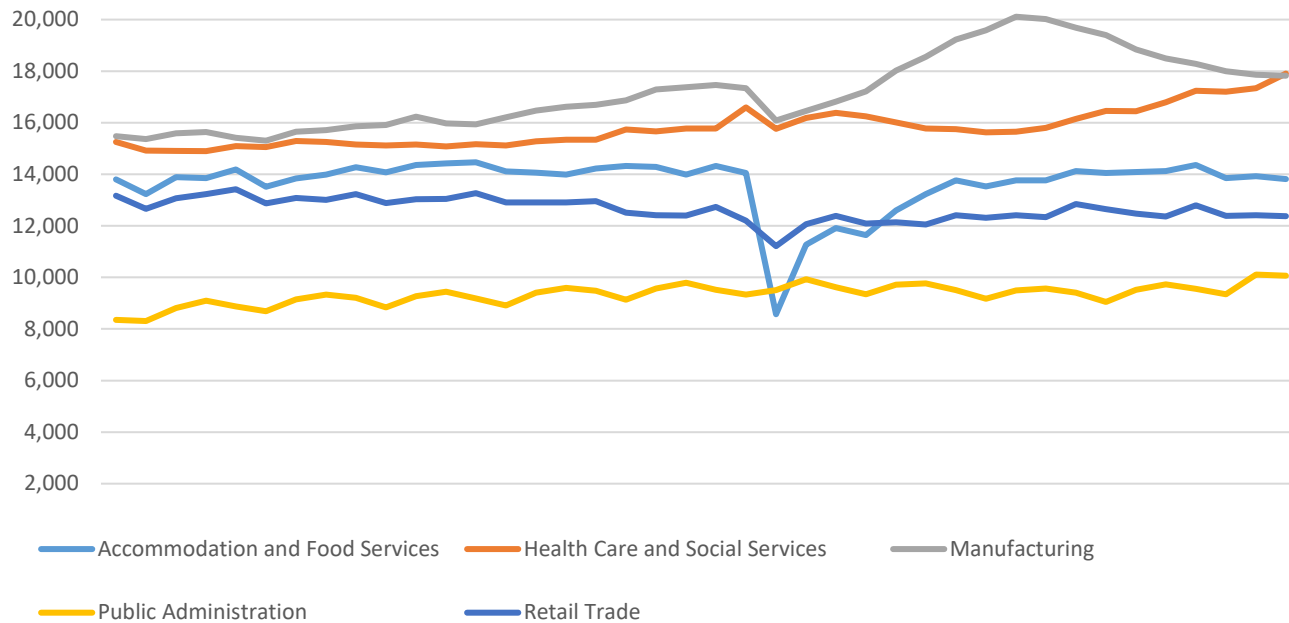
Brown, Daviess, Greene, Lawrence, Martin, Monroe, Orange, and Owen Counties

Industry	Jobs	Previous Year	Establishments	Previous Year	Average Weekly Wage	Previous Year
Total	124,431	↑ 1.40%	6,662	↑ 1.14%	\$1,089	↑ 3.42%
Accommodation and Food Services	13,816	↓ -2.17%	643	↑ 0.31%	\$452	↑ 2.26%
Admin. & Support & Waste Mgt. & Rem. Services*	3,047	↑ 2.35%	318	↑ 0.63%	\$798	↑ 3.64%
Agriculture, Forestry, Fishing and Hunting*	634	↑ 16.54%	112	↑ 8.74%	\$859	↓ -11.90%
Arts, Entertainment, and Recreation*	1,105	↓ -2.90%	99	↓ -2.94%	\$459	↑ 2.68%
Construction	6,855	↓ -0.03%	729	↓ -1.09%	\$1,220	↑ 5.17%
Educational Services*	3,173	↑ 0.57%	160	↓ -0.62%	\$838	↑ 5.67%
Finance and Insurance	2,571	↑ 0.55%	374	↓ -0.53%	\$1,297	↑ 7.28%
Health Care and Social Services	17,906	↑ 6.61%	650	↑ 3.67%	\$1,092	↑ 2.63%
Information*	1,280	↑ 3.39%	118	↑ 3.51%	\$1,159	↑ 8.32%
Management of Companies and Enterprises*	587	↑ 8.50%	37	↓ -5.13%	\$2,330	↓ -1.81%
Manufacturing	17,827	↓ -3.61%	354	↓ -1.12%	\$1,279	↑ 3.48%
Mining*	444	↑ 18.72%	29	↑ 3.57%	\$1,186	↑ 4.22%
Other Services (Except Public Administration)	3,202	↑ 1.23%	480	↑ 0.42%	\$804	↑ 8.06%
Professional, Scientific, and Technical Services	6,016	↑ 11.12%	697	↑ 6.25%	\$1,429	↑ 0.14%
Public Administration	10,068	↑ 3.48%	133	↓ -2.92%	\$1,513	↑ 1.41%
Real Estate and Rental and Leasing	1,393	↓ -2.04%	279	↑ 6.90%	\$960	↑ 5.49%
Retail Trade	12,373	↑ 0.07%	893	↓ -1.11%	\$623	↑ 1.47%
Transportation & Warehousing	3,155	↑ 0.13%	241	↓ -3.98%	\$1,126	↑ 1.53%
Utilities*	615	↑ 1.49%	43	○ 0.00%	\$2,026	↑ 2.95%
Wholesale Trade*	2,959	↑ 6.90%	273	↑ 6.64%	\$1,348	↑ 3.93%

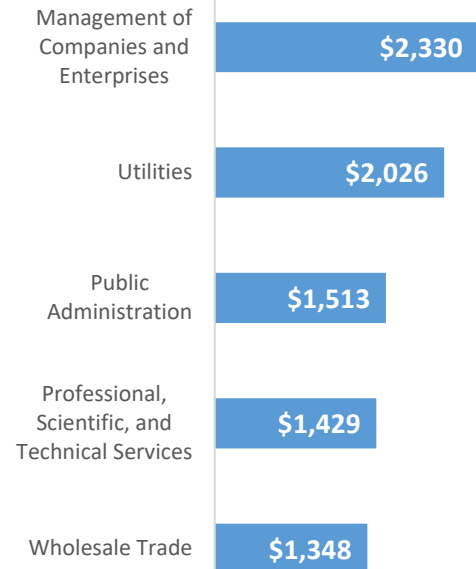
* These industries exclude county data (jobs and wages) that are not available due to non-disclosure requirements.

D = This item is not available due to non-disclosure requirements.

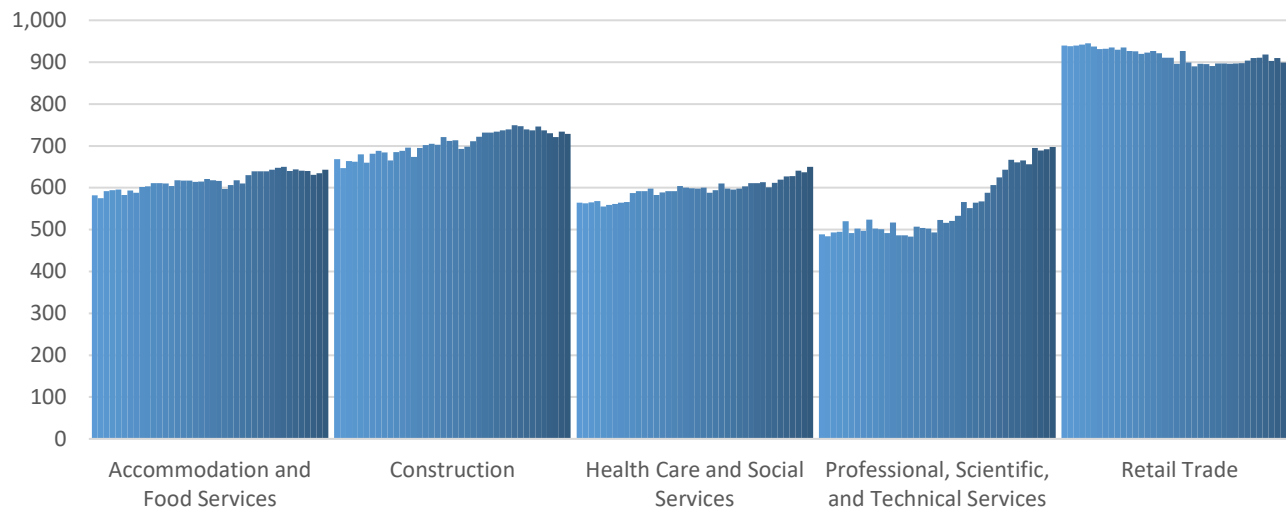
Top 5 Largest Industries by Jobs (past 10 years)



Top 5 Paying Industries by Average Weekly Wage



Top 5 Largest Industries by Establishments (past 10 years)



Source:

*Quarterly Census of Employment and Wages,
Indiana Dept. of Workforce Development*

For more information, contact:

Cassie Janes

Regional Workforce Analyst

cjanes@dwd.in.gov

